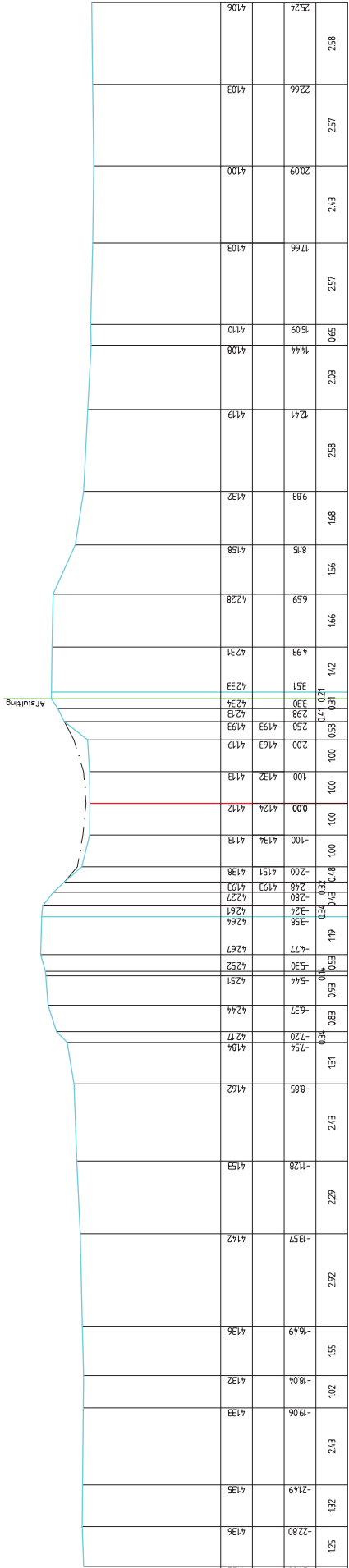


DWARSPROFIEL 589

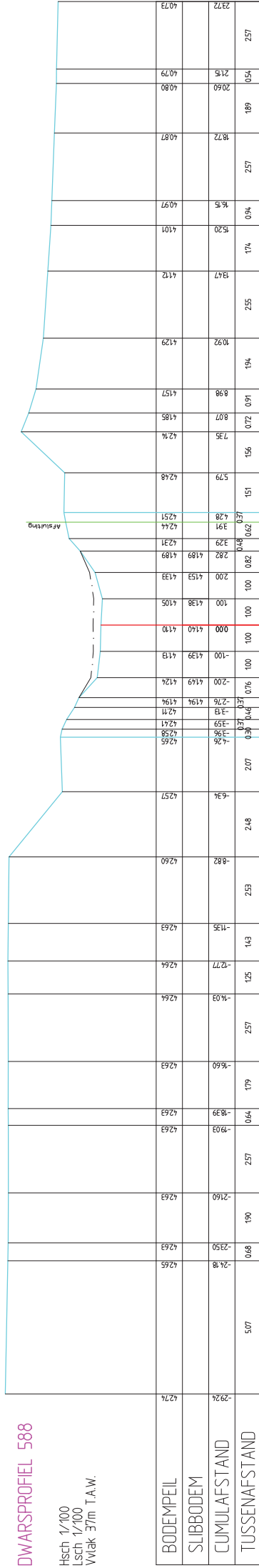
Hsch 1/100  
 Lsch 1/100  
 Vvlak 37m T.A.W.



BODEMPEIL	TUSSENAFSTAND	CUMULAFSTAND
-906	132	125
-2280	132	125
-2149	132	125
-906	102	243
-1804	102	243
-9649	155	243
-1357	292	292
-128	229	229
-128	243	243
-885	131	131
-754	131	131
-720	131	131
-637	083	083
-544	093	093
-530	093	093
-477	119	119
-4267	119	119
-358	034	034
-324	034	034
-4261	034	034
-280	043	043
-277	043	043
-248	043	043
-4193	043	043
-200	048	048
-4138	048	048
-100	100	100
-4134	100	100
000	100	100
4124	100	100
4172	100	100
413	100	100
4132	100	100
419	100	100
4163	100	100
4193	100	100
4193	058	058
258	058	058
4193	058	058
298	071	071
4193	071	071
423	071	071
423	142	142
493	142	142
423	166	166
659	166	166
4228	156	156
4158	156	156
85	168	168
4158	168	168
983	258	258
4132	258	258
419	203	203
4108	203	203
410	065	065
410	257	257
1766	257	257
4103	243	243
4100	209	209
2266	209	209
4103	257	257
2524	257	257

DWARSPROFIEL 588

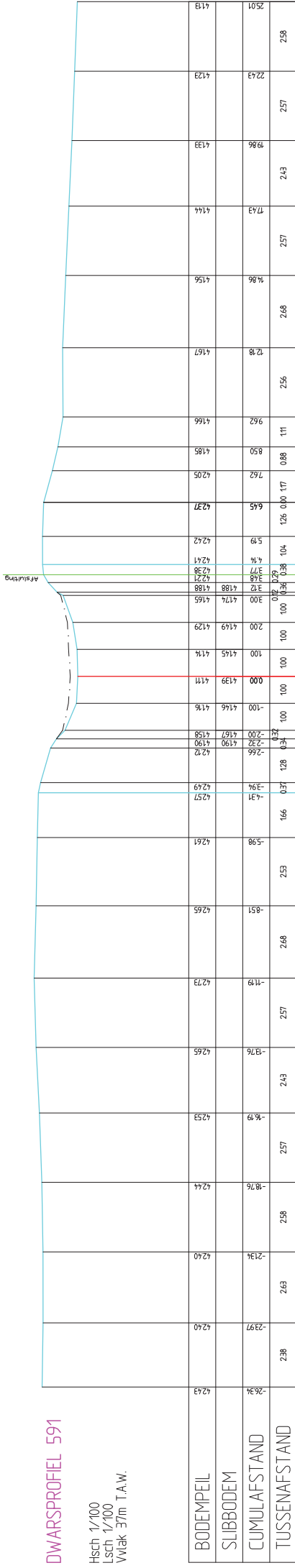
Hsch 1/100  
 Lsch 1/100  
 Vvlak 37m T.A.W.





DWARSPROFIEL 591

Hösch 1/100  
 Lsch 1/100  
 Wlsek 37m T.A.W.



BODEPEIL	42.43	-26.34	2.28
SLIBBODEM	42.40	-23.97	2.63
CUMULAFSTAND	42.40	-21.34	2.68
TUSSENAFSTAND	42.43	-18.76	2.57
	42.55	-16.19	2.43
	42.61	-13.76	2.57
	42.73	-11.29	2.68
	42.85	-8.81	2.88
	42.96	-6.31	2.53
	43.07	-3.81	2.57
	43.18	-1.31	2.43
	43.29	1.19	2.57
	43.40	3.69	2.43
	43.51	6.19	2.57
	43.62	8.69	2.68
	43.73	11.19	2.57
	43.84	13.69	2.43
	43.95	16.19	2.57
	44.06	18.69	2.68
	44.17	21.19	2.57
	44.28	23.69	2.43
	44.39	26.19	2.57
	44.50	28.69	2.68
	44.61	31.19	2.57
	44.72	33.69	2.43
	44.83	36.19	2.57
	44.94	38.69	2.68
	45.05	41.19	2.57
	45.16	43.69	2.43
	45.27	46.19	2.57
	45.38	48.69	2.68
	45.49	51.19	2.57
	45.60	53.69	2.43
	45.71	56.19	2.57
	45.82	58.69	2.68
	45.93	61.19	2.57
	46.04	63.69	2.43
	46.15	66.19	2.57
	46.26	68.69	2.68
	46.37	71.19	2.57
	46.48	73.69	2.43
	46.59	76.19	2.57
	46.70	78.69	2.68
	46.81	81.19	2.57
	46.92	83.69	2.43
	47.03	86.19	2.57
	47.14	88.69	2.68
	47.25	91.19	2.57
	47.36	93.69	2.43
	47.47	96.19	2.57
	47.58	98.69	2.68
	47.69	101.19	2.57
	47.80	103.69	2.43
	47.91	106.19	2.57
	48.02	108.69	2.68
	48.13	111.19	2.57
	48.24	113.69	2.43
	48.35	116.19	2.57
	48.46	118.69	2.68
	48.57	121.19	2.57
	48.68	123.69	2.43
	48.79	126.19	2.57
	48.90	128.69	2.68
	49.01	131.19	2.57
	49.12	133.69	2.43
	49.23	136.19	2.57
	49.34	138.69	2.68
	49.45	141.19	2.57
	49.56	143.69	2.43
	49.67	146.19	2.57
	49.78	148.69	2.68
	49.89	151.19	2.57
	50.00	153.69	2.43

DWARSPROFIEL 592

Hösch 1/100  
 Lisch 1/100  
 Vlak 3/m T.A.W.

